



HEATER KING ROUND

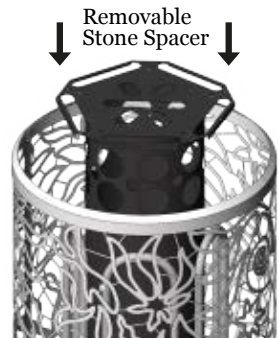
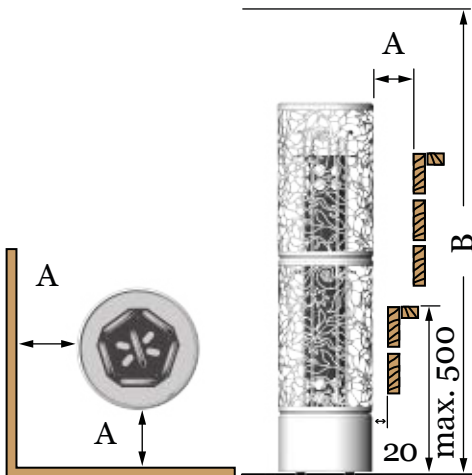
Heaterking-Round


Massive heater with signature “Junglefire” pattern.



Minimum Safety Distances (mm)

	A	B		A	B
DRFT2-30NS	150	1900	DRFT6-120NS/ DRFT6-120Ni	200	2100
DRFT3-35NS	100	1900	DRFT9-105NS/ DRFT9-105Ni	150	2100
DRFT3-45NS	100	1900	DRFT9-120NS/ DRFT9-120Ni	150	2100
DRFT3-60NS	150	1900	DRFT9-150NS/ DRFT9-150Ni	200	2100
DRFT4-60NS	100	1900	DRFT9-180NS	200	2100
DRFT4-80NS	200	1900			
DRFT5-90NS	200	1900	DRFT12-150NS/ DRFT12-150Ni	200	2300
DRFT6-80NS/ DRFT6-80Ni	100	1900	DRFT12-180NS/ DRFT12-180Ni	200	2300
DRFT6-90NS/ DRFT6-90Ni	100	1900	DRFT12-210NS/ DRFT12-210Ni	200	2300
DRFT6-105NS/ DRFT6-105Ni	150	1900	DRFT12-240NS/ DRFT12-240Ni	200	2300





Technical Data

HEATER MODEL	kW	SAUNA ROOM		SIZE OF HEATER			STONES		CONTROL
		MIN	MAX	WIDTH	DEPTH	HEIGHT	WITH SPACER	NO SPACER	
		(m ²)			(mm)		(kg)		
DRFT2-30NS	3.0	2	4	250	250	1325	60	70	separate
DRFT3-35NS	3.5	3	6	250	250	1325	60	70	separate
DRFT3-45NS	4.5	3	6	250	250	1325	60	70	separate
DRFT3-60NS	6.0	5	8	250	250	1325	60	70	separate
DRFT4-60NS	6.0	5	9	295	295	1325	90	105	separate
DRFT5-80NS	8.0	7	13	295	295	1325	90	105	separate
DRFT5-90NS	9.0	8	14	295	295	1325	90	105	separate
DRFT6-80NS/ DRFT6-80Ni	8.0	7	14	355	355	1325	100	160	separate
DRFT6-90NS/ DRFT6-90Ni	9.0	8	15	355	355	1325	100	160	separate
DRFT6-105NS/ DRFT6-105Ni	10.5	9	16	355	355	1325	100	160	separate
DRFT6-120NS/ DRFT6-120Ni	12.0	11	18	355	355	1325	100	160	separate
DRFT9-105NS/ DRFT9-105Ni	10.5	10	16	425	425	1325	165	230	separate
DRFT9-120NS/ DRFT9-120Ni	12.0	11	20	425	425	1325	165	230	separate
DRFT9-150NS/ DRFT9-150Ni	15.0	14	25	425	425	1325	165	230	separate
DRFT9-180NS	18.0	18	28	425	425	1325	165	230	separate
DRFT12-150NS/ DRFT12-150Ni	15.0	15	26	525	525	1325	220	360	separate
DRFT12-180NS/ DRFT12-180Ni	18.0	18	30	525	525	1325	220	360	separate
DRFT12-210NS/ DRFT12-210Ni	21.0	22	35	525	525	1325	220	360	separate
DRFT12-240NS/ DRFT12-240Ni	24.0	24	40	525	525	1325	220	360	separate



Heaterking

Wrapping up a pile of stones as the actual heater for your sauna delivers such a great steam experience! Of course you need a grid of some sort to keep the stones in place, and I didn't want this grid to look dead boring. So I applied my "Junglefire" pattern as the stainless steel grid to keep the stones in place. A strong and visual steam provider. The Heaterking...



Stefan Lindfors

Interior Architect, Designer, Sculptor





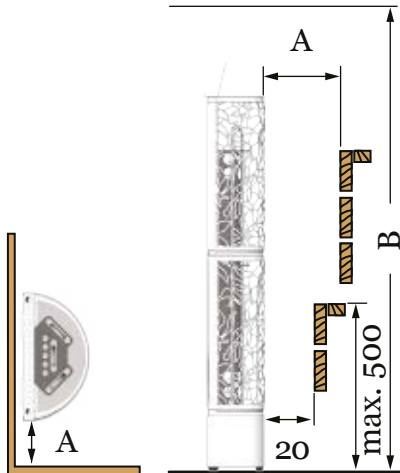
**HEATERKING
WALL**

Heaterking-Wall

Massive heater with signature “Junglefire” pattern.




Minimum Safety Distances (mm)



	A	B		A	B
DRFT3-35NS-WL	100	1900	DRFT9-180NS-WL	100	2100
DRFT3-45NS-WL	100	1900	DRFT12-150NS-WL	100	2300
DRFT3-60NS-WL	100	1900	DRFT12-180NS-WL	100	2300
DRFT6-80NS-WL	100	1900	DRFT12-210NS-WL	100	2300
DRFT6-90NS-WL	100	1900	DRFT12-240NS-WL	100	2300
DRFT6-105NS-WL	100	1900			
DRFT6-120NS-WL	100	2100			
DRFT9-105NS-WL	100	2100			
DRFT9-120NS-WL	100	2100			
DRFT9-150NS-WL	100	2100			





Technical Data

HEATER MODEL	kW	SAUNA ROOM		SIZE OF HEATER			STONES		CONTROL
		MIN	MAX	WIDTH	DEPTH	HEIGHT	WITH SPACER	NO SPACER	
		(m ²)			(mm)		(kg)		
DRFT3-35NS-WL	3.5	3	6	395	220	1440	60	80	separate
DRFT3-45NS-WL	4.5	3	6	395	220	1440	60	80	separate
DRFT3-60NS-WL	6.0	5	8	395	220	1440	60	80	separate
DRFT6-80NS-WL	8.0	7	14	550	300	1475	105	160	separate
DRFT6-90NS-WL	9.0	8	15	550	300	1475	105	160	separate
DRFT6-105NS-WL	10.5	9	16	550	300	1475	105	160	separate
DRFT6-120NS-WL	12.0	11	18	550	300	1475	105	160	separate
DRFT9-105NS-WL	10.5	10	16	650	350	1510	115	180	separate
DRFT9-120NS-WL	12.0	11	20	650	350	1510	115	180	separate
DRFT9-150NS-WL	15.0	14	25	650	350	1510	115	180	separate
DRFT9-180NS-WL	18.0	18	28	650	350	1510	115	180	separate
DRFT12-150NS-WL	15.0	15	26	790	420	1545	165	250	separate
DRFT12-180NS-WL	18.0	18	30	790	420	1545	165	250	separate
DRFT12-210NS-WL	21.0	22	35	790	420	1545	165	250	separate
DRFT12-240NS-WL	24.0	24	40	790	420	1545	165	250	separate



Heaterking

Wrapping up a pile of stones as the actual heater for your sauna delivers such a great steam experience! Of course you need a grid of some sort to keep the stones in place, and I didn't want this grid to look dead boring. So I applied my "Junglefire" pattern as the stainless steel grid to keep the stones in place. A strong and visual steam provider. The Heaterking...



Stefan Lindfors

Interior Architect, Designer, Sculptor





HEATER KING CORNER

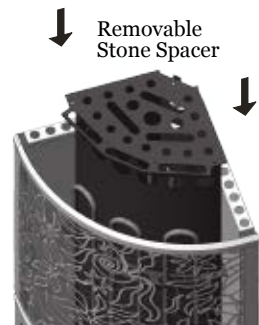
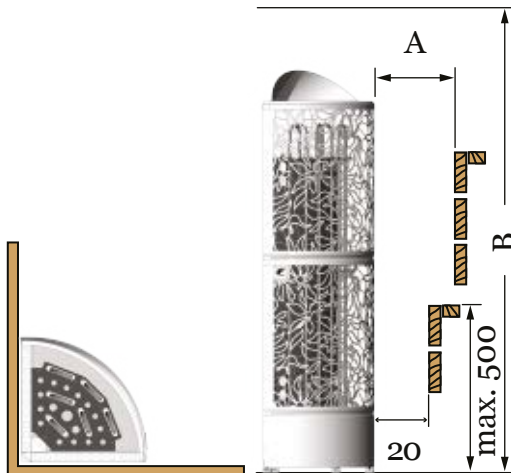
Heaterking-Corner

Massive heater with signature “Junglefire” pattern.



Minimum Safety Distances (mm)

	A	B
DRFT3-35NS-CNR	100	1900
DRFT3-45NS-CNR	100	1900
DRFT3-60NS-CNR	100	1900
DRFT6-80NS-CNR	100	1900
DRFT6-90NS-CNR	100	1900
DRFT6-105NS-CNR	100	1900
DRFT6-120NS-CNR	100	2100





Technical Data

HEATER MODEL	kW	SAUNA ROOM		SIZE OF HEATER			STONES		CONTROL
		MIN	MAX	WIDTH	DEPTH	HEIGHT	WITH SPACER	NO SPACER	
		(m ²)			(mm)		(kg)		
DRFT3-35NS-CNR	3.5	3	6	300	300	1410	45	70	separate
DRFT3-45NS-CNR	4.5	3	6	300	300	1410	45	70	separate
DRFT3-60NS-CNR	6.0	5	8	300	300	1410	45	70	separate
DRFT6-80NS-CNR	8.0	7	14	410	410	1430	80	160	separate
DRFT6-90NS-CNR	9.0	8	15	410	410	1430	80	160	separate
DRFT6-105NS-CNR	10.5	9	16	410	410	1430	80	160	separate
DRFT6-120NS-CNR	12.0	11	18	410	410	1430	80	160	separate



Heaterking

Wrapping up a pile of stones as the actual heater for your sauna delivers such a great steam experience! Of course you need a grid of some sort to keep the stones in place, and I didn't want this grid to look dead boring. So I applied my "Junglefire" pattern as the stainless steel grid to keep the stones in place. A strong and visual steam provider. The Heaterking...



A handwritten signature in black ink, appearing to read 'Stefan Lindfors'.

Stefan Lindfors

Interior Architect, Designer, Sculptor





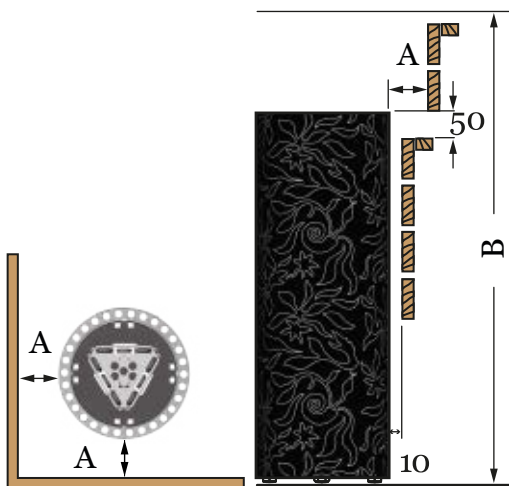
FIBERJUNGLE

Fiberjungle

Heater with cool to touch fiber coating



Minimum Safety Distances (mm)



	A	B
	MIN (mm)	
DRF3-45NS	100	1900
DRF3-60NS	100	1900
DRF3-75NS	100	1900
DRF3-90NS	100	1900



Technical Data

HEATER MODEL	kW	SAUNA ROOM		SIZE OF HEATER			STONES (kg)	CONTROL
		MIN (m ²)	MAX	WIDTH	DEPTH (mm)	HEIGHT		
DRF3-45NS	4.5	3	6	365	365	930	60	separate
DRF3-60NS	6.0	5	9	365	365	930	60	separate
DRF3-75NS	7.5	7	13	365	365	930	60	separate
DRF3-90NS	9.0	8	14	365	365	930	60	separate



Fiberjungle

Once in a while I've had a fear for kids fooling around in the sauna, burning their asses on the heater. No more of that issue: We have applied a soft velvet-kind-of material to the surface so you don't burn your skin.

How great is that! Naturally it needs to look good too, and so we integrated my "Jungelfire" pattern into the fiber surface. Fiberjungle...



Stefan Lindfors

Interior Architect, Designer, Sculptor

